

TO: Chief of Police J. Michael Johnson
FROM: Allan Baron, Personnel and Recruiting Lieutenant
REF: 2023 Internal Affairs Statistical Summary
DATE: February 20, 2023

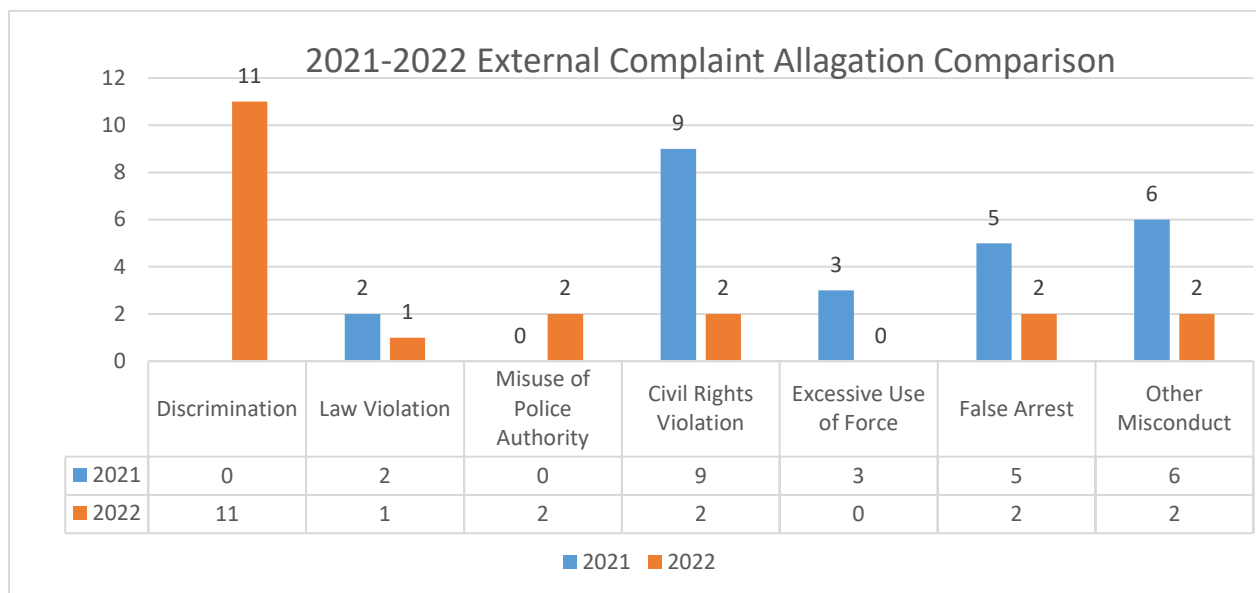
STATEMENT OF ISSUE:

Chapter 23 Section 2(a)(3) of the Texas A&M University Police Department Policy Manual requires an annual statistical summary of internal affairs investigations. The following has been created in an effort to summarize the complaints received during the 2022 calendar year and the dispositions of those complaints.

BACKGROUND / DISCUSSION:

External Complaints 2022

In 2022, there were a total of 10 external complaints with 20 different allegations, all originating from persons outside of the Department. The number of external complaints in 2022 (10), was the exact same amount (10) received in 2021. The number of allegations in 2022 (20) decreased by 20% when compared with the number of allegations (25) in 2021. The following chart allows for a visual representation of the types and frequency of external complaint allegations for the past two years.



1231 TAMU
 College Station, TX 77843-1231

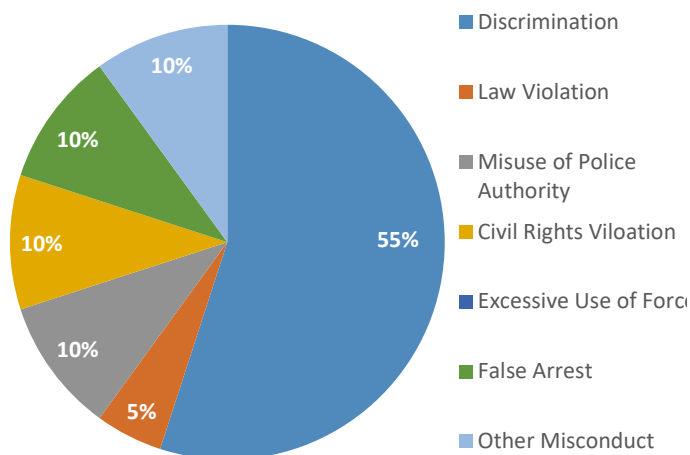
Tel. 979.845.2345 Fax. 979.847.2345
<https://upd.tamu.edu>

University Police Department

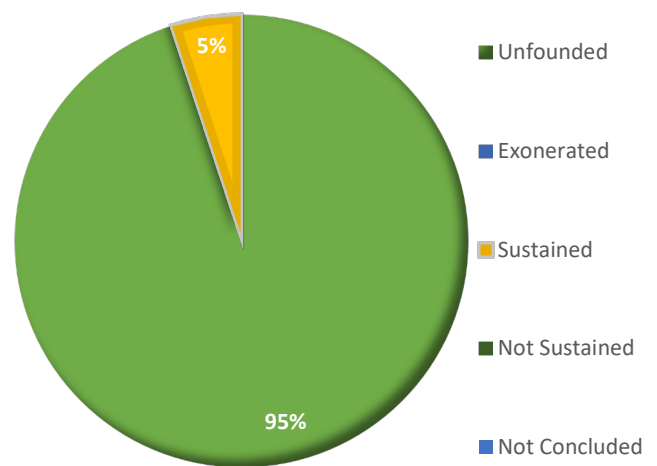
Of the 10 external complaints received in 2022 all involved employees within the Field Operations Division. 95% (19) of the allegations investigated by Internal Affairs 2022 were determined to be unfounded, 5% were sustained.

2022 External Complaints (10 complaints with 20 allegations)						
Type of Misconduct	Received	Unfounded	Exonerated	Not Sustained	Sustained	Not Concluded
Discrimination	11	11				
Law Violation	1	1				
Misuse of Police Authority	2	1			1	
Civil Rights Violation	2	2				
Excessive Use of Force	0	0				
False Arrest	2	2				
Other Misconduct	2	2				
Totals	20	19	0	0	1	0

2022 EXTERNAL COMPLAINTS



2022 EXTERNAL DISPOSITIONS



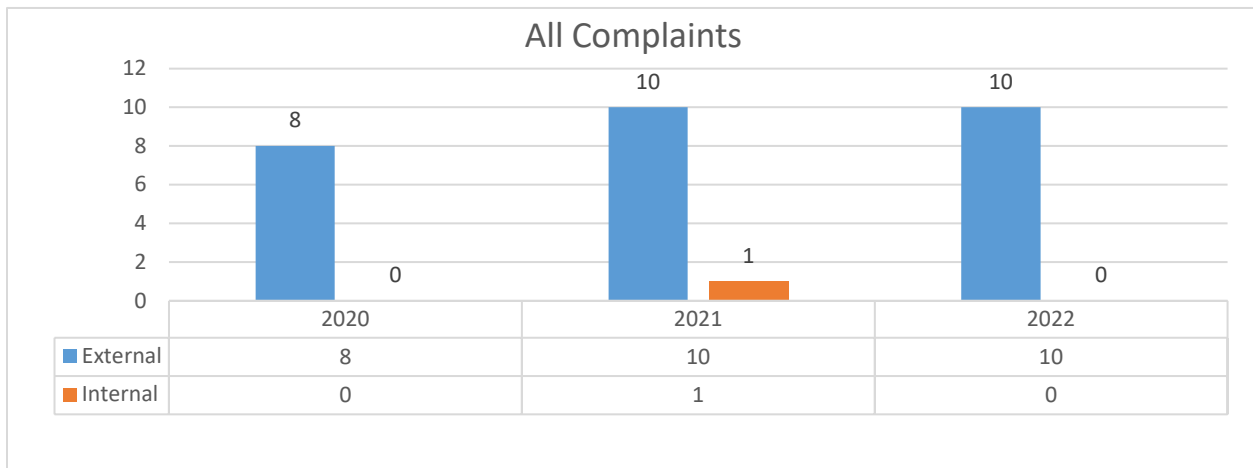
Internal Complaints 2022

In 2022, no internal complaints were received. There was 1 internal complaint received in 2021.

Total Complaints

A three-year comparison reveals that the highest number of total complaints were received in 2021, with 11 total complaints. Records show that for 2022 there were 8,417 calls for service and 8,602 traffic contacts. The ratio of complaints compared to the total number of calls for service, self-initiated calls, and traffic contacts, continues to be minimal.

University Police Department



CONCLUSION:

In 2022, there was no increase in internal and external complaints.

Since the overall number of complaints and allegations over the last three years are relatively low when compared to the number of officers and calls for service / traffic contacts, it is difficult to pinpoint specific causes for the increases in complaints and internal allegations received in 2022.

The department continues to utilize Guardian Tracking, a computerized system designed to track employee performance. The system also serves as the department's early warning indicator for potential behavioral and performance issues. Since potential problems are being closely monitored and tracked through this system, this makes officers more aware that their performance must be in line with department policies and procedures.

RECOMMENDATIONS:

I recommend that *Chapter 23 – Complaints* of the TAMU PD Policy and Procedure Manual continue to be reviewed for any possible improvements in clarity, efficiency, or effectiveness. Also, the IA Lieutenant should continue to work closely with division supervisors to ensure the handling complaints and concerns is properly processed.